



SM2 SERIES

Progressive Stamping Link Press





TAIWAN
EXCELLENCE 2000

Features

Applicable for small type with massive progressive die production for blanking, piercing, bending, forming with transfer unit.

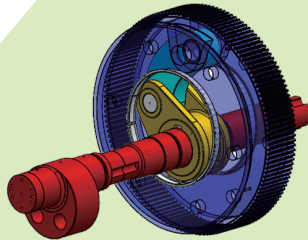
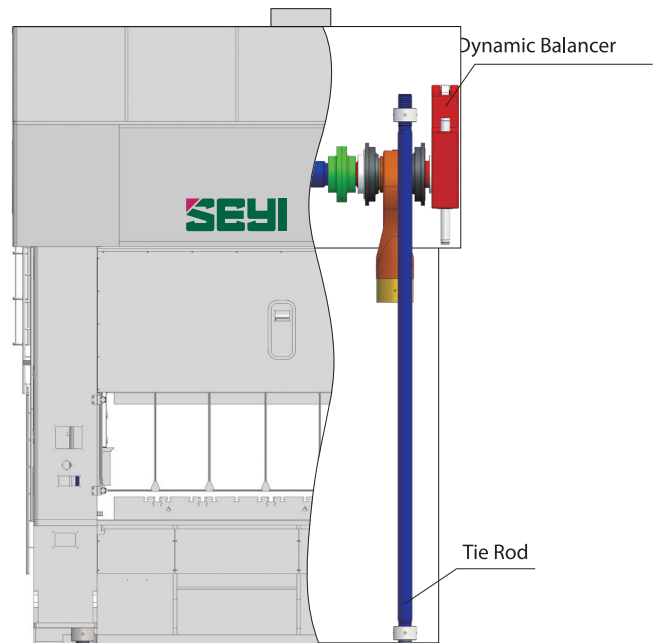


- Produce well for over 6mm thick plate stamping.
- High precision & rigidity structural design.
- Low forming speed.
- Unique dynamic balance system.

- Achieve up to  **50%** productivity (Compare with crank type press)
- Save up to  **50%** energy consumption (Compare with crank type press)

Innovative Frame Design

- High precision & rigidity structure with tie-rod Design for resisting deflection for more accurate parts.
- Slide & bolster bed processed under welding and annealing procedures, reducing deflection less than 1/14000 (0.00087 inches per foot).


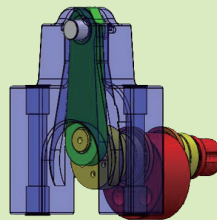


Link Motion

SM2 series incorporate with link motion to reduce ram speed during the forming stroke while increasing speed on the up stroke to improve productivity.

Dynamic Balance System

Unique Dynamic Balance System facilitates maintenance of overall structure balance during high speed movements.



Precision 8 Point Square Slide Guide

Super-wide 8-point gib provides maximum assurance of accuracy and rigidity- most effective for products requiring super precision.

Devotion To Quality

- Minimum scratches and surface markings.
- Lowest material consumption.
- Insignificant variances in product thickness and density.
- Wide array of product varieties; in addition to metal, it is also highly suitable for materials requiring definiteness (i.e. aluminum, stainless steel, etc.).

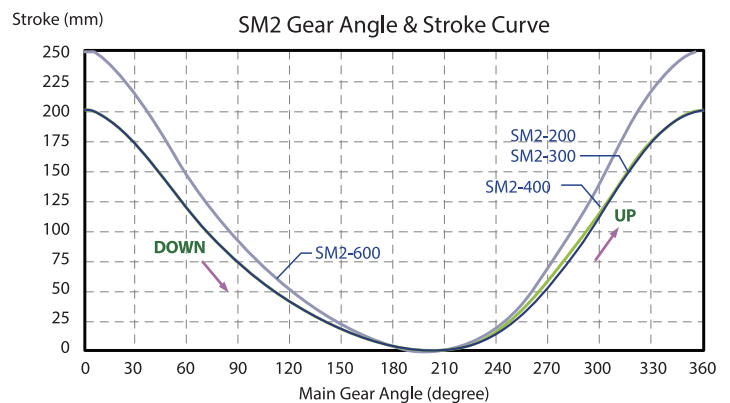
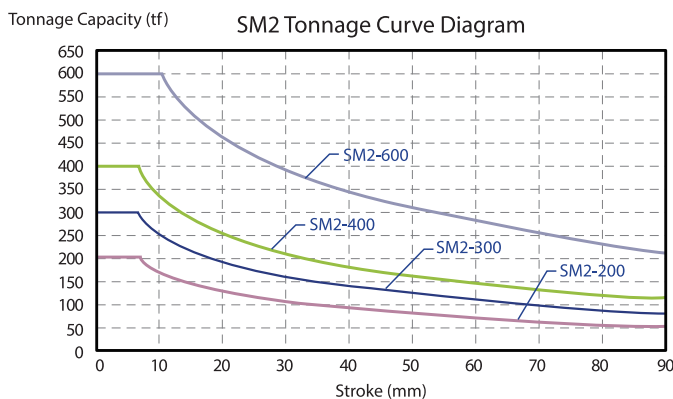


Fully Automated Functionality

- Full-color touch panel.
- Multi-language capability.

Pneumatic Wet Type Clutch & Brake

- Rapid start-up and brake.
- Low inertia & high torque.
- Brake with low abrasion powder metallurgy lining pad.
- Compliant to environmental standards.
- Excellent heat dissipation.



- Leading entry into tonnage rating point, slide moves in reduced speed, facilitating the reduction of production impact, avoiding die overheating and vibration.
- Extended die life and precise blanking are achieved.
- During drawing, flywheel is effectively utilized reducing required production time, suitable for various forms of product.

SM2 SERIES

Model			SM2-200	SM2-300	SM2-400	SM2-600
Tonnage Capacity		tf	200	300	400	600
Stroke Length		mm	200	200	200	250
Stroke per Minute		S.P.M.	50~120	40~100	30~80	30~70
Tonnage Rating Point		mm	6.5	6.5	6.5	10
Die Height		mm	450	550	650	750
Slide Adjustment		mm	100	100	100	150
Slide Area (L.R. × F.B.)	1	mm	1500 × 900	1800 × 1000	2100 × 1100	2400 × 1250
	2		1800 × 900	2100 × 1000	2400 × 1100	2700 × 1250
	3		2100 × 900	2400 × 1000	2700 × 1100	3000 × 1250
Bolster Area (L.R. × F.B.)	1	mm	1500 × 1000	1800 × 1100	2100 × 1200	2400 × 1400
	2		1800 × 1000	2100 × 1100	2400 × 1200	2700 × 1400
	3		2100 × 1000	2400 × 1100	2700 × 1200	3000 × 1400
Bolster Thickness		mm	180	180	250	250
Bolster Height (W/Mounts)		mm	1000	1150	1250	850 (W/Foundation)
Upper Die Weight		kg	1000	1500	3000	3000
Main Motor		HP × P	40 × 4	50 × 4	60 × 4	125 × 4
Window Opening (F.B. × T.B.)		mm	700 × 250	800 × 250	900 × 250	1050 × 250
Total Height		mm	4410	5000	5500	6400 (from FL)
Required Air Pressure		kgf/m ²	5			

Standard Attachments

- Counter Balance
- Dynamic Balancing Device
- Hydraulic Overload Protection
- Motorized Slide Adjustment
- Programmable Cam Switches
- SPM and Crank Angle Displays
- Total Counter - 1 Set
- Preset Counter - 1 Set
- Maintenance Counter - 1 Set
- Misfeed Socket - 2 Sets
- Air Outlet - 1 Set
- Air Ejector - 2 Sets
- Main Motor with Inverter
- Flywheel Brake
- Main Motor FWD / REV Switch
- Electronic Die Release
- Automatic Recirculating Lubrication System
- Upright-Mount, Cabinet-Type Operator Console
- Touch Panel
- Combination Wet Clutch/Brake
- Dual Check Safety Electrical Circuit
- Push-Locked Emergency Stop Button - 5 Sets
- Tooling Light
- Safety Fence
- Ladder
- Portable Operator Stand - 1 Set
- Safety Door
- Safety Block
- Tool Box
- Anti & Vibration Mount

Optional Attachments

- Quick Die Change System
- Safety Light Curtain
- Tonnage Monitor



SHIEH YIH MACHINERY INDUSTRY CO., LTD. **HEADQUARTERS**
www.seyi.com

XIE YI TECH MACHINERY (CHINA) CO., LTD.
www.seyi.com.cn

SEYI-AMERICA, INC.
www.seyiamerica.com

SEYI PRESSES EUROPE GMBH
www.seyi-europe.com
